

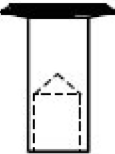



REMACHES PARA EMBRAGUES



REMACHES PARA EMBRAGUES		PART NUMBER	LENGTH UNDER HEAD
	Body Dia. 9/64	3-3	3/16
	Head Dia. .296	3-4	1/4
	Hole Depth .218	3-12	3/4
	Body Dia. 5/32	11-3	3/16
	Head Dia. .359	11-4	1/4
	Hole Depth .188	11-5	5/16
	Body Dia. 9/64	16-3	3/16
	Head Dia. .359	16-4	1/4
	Hole Depth .218	16-6	3/8
 SOLID RIVET	Body Dia. 3/16	17-3	3/16
	Head Dia. .359	17-4	1/4
	Hole Depth .218		
	Body Dia. 5/32	156-3	3/16
	Head Dia. .285	156-3.5	7/32
	156-4	1/4	
	Body Dia. 3/16	256-3	3/16
	Head Dia. .359	256-4	1/4

